


mDIN8-F-F-V1A

1. Description:

mDIN8-F-F-V1A is a simple mini Din 8 Female to Female pass-through adapter breakout board. It brings all 8 pins of two mini Din 8 Female connectors to screw terminal blocks and headers for easy testing, prototyping and breadboard connection. All 8 pins of a Female connector directly connect to another Female connector. User can also use the two 5 pins headers on both sides of the breakout board to connect to breadboard or prototype PCB.



2. Features:

- All 9 pins (including shield) of two mini Din 8 Female connectors brought out to headers and screw terminal blocks
- All 8 pins of a mini Din 8 Female connector directly connect to another mini Din 8 Female connector.
- Various connecting method chosen by users.
- 4 mounting holes with 2mm diameter hole size
- 1.00"(28.8mm)X1.18"(30mm) board dimensions




Figure 1: Parts inside the kit
(Note: the module is not assembled, user can decide which connector to use on the module.)

3. Parts:

- 1) 1pc X mDIN-F-F-V1A PCB
- 2) 2pc X mini Din 8 Female Connector
- 3) 2pc X 5pin 0.1"(2.88mm) spacing terminal block
- 4) 1pc X 10pin 0.1"(2.88mm) header




Figure 2: Example of connecting the mDIN8-F-F-V1A on a proto PCB (Note: This picture only shows the pins spacing, actual use may not be used on a breadboard)



Figure 3: mDIN8-F-F-V1A with headers


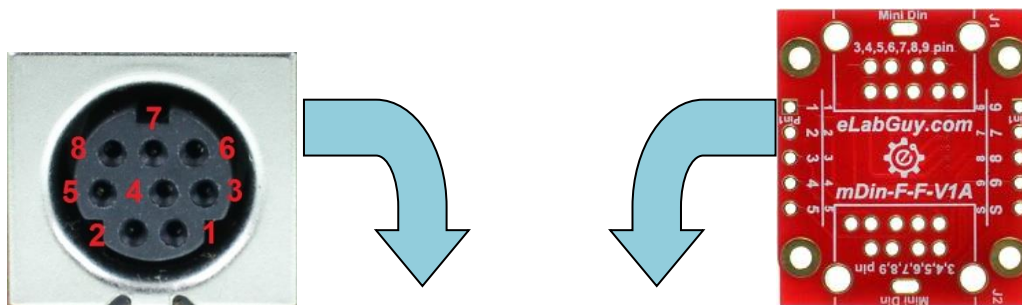


Figure 4: mDIN8-F-F-V1A with terminal blocks



Mini Din 8 Female Connector	mDin-F-BO-V1A PCB
1	8
2	9
3	1
4	5
5	2
6	3
7	7
8	4

Figure 5: Mini Din 8 Female connector to mDin-F-F-V1A PCB pinout matching table

Related products from eLabGuy:



mDin8-F-BO-V2A



mDIN4-F-F-V1A



mDIN5-F-F-V1A



mDIN6-F-F-V1A



mDin7-F-F-V1A



mDin8-F-F-V1A



mDin9-F-F-V1A